

Preventing early onset eczema

In Western societies, the prevalence of allergies is rising and is expected to grow even further (see figure 1). The World Allergy Organisation (WAO) reports that nowadays allergy affects more than 20% of the populations of most developed countries.¹

The major allergic diseases; eczema, asthma, hay fever and food allergy, affect not only quality of life, but also have an impact on the socio-economic welfare of society. This requires a preventive strategy to overcome these effects. An important role for the increase of allergies over the past decades is, according to the hygiene hypothesis, a decreased exposure to microbes early in life.² This hypothesis suggests that establishing a healthy intestinal microbiota early in life contributes to proper intestinal development and maturation of the immune system.³ This relatively low or inappropriate microbial exposure could be a problem for the child's developing

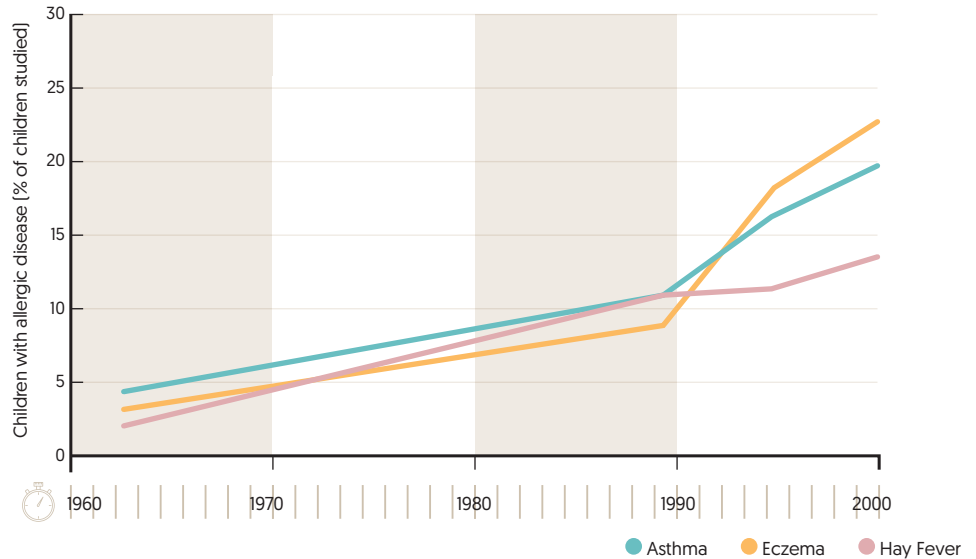


Figure 1: The past decades have shown an enormous increase in the prevalence of allergic diseases in Western societies.

immune system and as such be responsible for the increasing prevalence of allergic diseases. Research has shown that the intestines of babies suffering from eczema shows a less diverse microbiota composition compared to the intestines of healthy babies.⁴ Specifically

selected probiotic strains could be a potential and safe approach to modulate immune responses and thereby preventing development of allergy/eczema.⁵ The WAO also recommends probiotics to pregnant women and children at high risk for allergies.⁶

Strain selection

Ecologic[®] PANDA is a multispecies probiotic formulation consisting of 4 specially selected probiotic strains. Probiotic strains can exert health effects at different levels in the gut (see figure 2). The probiotic strains of Ecologic[®] PANDA have been selected for their capacity to strengthen the intestinal barrier function (level 2), and influence the immune system^{7,8} (level 3). The strains have been screened for their capacity to:

- improve the intestinal barrier function
- modulate the production of immunosuppressive cytokines.

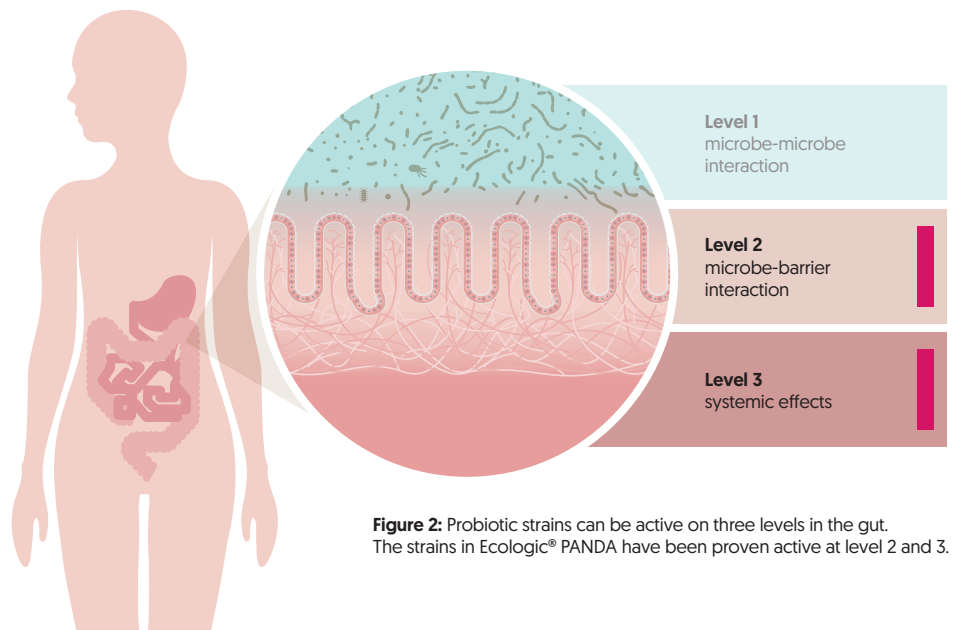


Figure 2: Probiotic strains can be active on three levels in the gut. The strains in Ecologic[®] PANDA have been proven active at level 2 and 3.

Clinical evidence

Ecologic® PANDA has been tested in a randomized, double-blinded, placebo-controlled trial including 102 pregnant women who were at high risk of getting an allergic baby due to a positive family history [the PandA study]. Subjects received either Ecologic® PANDA or a placebo, which was administered prenatally [in the diet during pregnancy 6-8 weeks prior to delivery] and postnatally [during the first 12 months of life to the child]. **The results showed a significant reduction of eczema after 3 months in the babies receiving Ecologic® PANDA. This**

effect was sustained until two years after birth⁹ [figure 3]. Results substantiated previous research outcomes by showing that babies who did not develop eczema had a higher microbial diversity. All phases of the research that led to this formulation have been published in a PhD thesis.¹⁰ The children in the PandA trial were followed till the age of 6 years. No long-term effects were found,¹¹ which is in line with similar other studies. The researchers did find higher quantities of Ecologic® PANDA strains in microbiota samples during the intervention pe-

riod, indicating good GI-survival of the bacterial strains.¹² Also, a possible mechanism for the explanation of the positive outcomes of the PandA trial was found. Higher concentrations of SCFAs were found in faecal samples of the children who received Ecologic® PANDA compared to the placebo group¹³ [figure 4]. The findings are in line with other studies that have shown the potential role of SCFAs in eczema.^{14,15} In an observational trial it has been found that Ecologic® PANDA also benefits children after birth by reducing colic.¹⁶

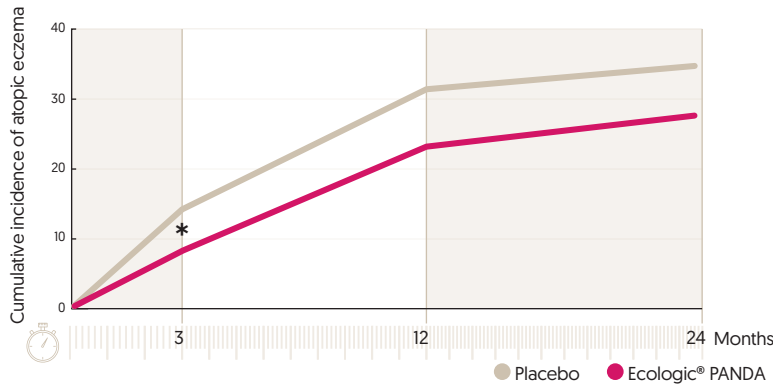


Figure 3: Ecologic® PANDA shows a significant reduction of eczema development.
* Significant effect, $p < 0.05$.

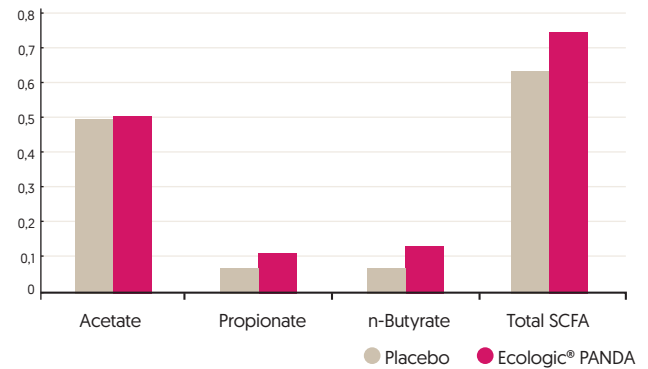






Figure 4: Faecal concentrations SCFAs by 3 months of age.

Formulation details

Indication	Preventing early onset eczema.	
Colony forming units (cfu)	1 x 10 ⁹ cfu/gram.	
Bacterial strains	<i>B. bifidum</i> W23 <i>B. lactis</i> W51	<i>B. lactis</i> W52 <i>Lc. lactis</i> W58
PROBIOACT® Technology	 Carefully selected ingredients that contribute to stability [shelf-life], GI-survival and metabolic activity of the probiotic strains.	
Recommended daily dosage	3 grams.	
Treatment period	Pregnant women: start 6-8 weeks before delivery, new-born babies: first years of life.	
Storage and stability	2 years stable at room temperature, no refrigeration needed.	
Available dosage forms	Dry powder which can be supplied as bulk or sachets, fully packed [with your design].	
Safety and Quality	 	All probiotic strains have the Qualified Presumption of Safety (QPS) status. ¹⁷ Winclove is a NSF International Certified GMP Facility for manufacturing dietary supplements and is ISO 22000:2005 certified for the development and production of pre- and probiotics.
Marketing		Medically endorsed under private label on a co-branding basis. Co-branding enables our business partners to use the scientific data in their marketing communication.

References

- WAO White Book on Allergy, 2011
- Holgate S.T. *et al.* Improving the management of atopic disease. *Arch Dis Child.* 2005;90:826-831.
- Palmer C. *et al.* Development of the human infant intestinal microbiota. *PLoS Biol.* 2007;5(7):e117.
- Bjorksten B. *et al.* Allergy development and the intestinal microbiota during the first year of life. *J Allergy Clin Immunol.* 2001;108(4):516-520.
- Nieuwboer van den M. *et al.* Probiotic and synbiotic safety in infants under two years of age. *Ben Microbes.* 2014;5(1): 45-60.
- Fiocchi A. *et al.* World Allergy Organization-McMaster University Guidelines for Allergic Disease Prevention (GLAD-P): Probiotics. *WAO journal.* 2015;8(1):4.
- Bottcher, M.F. *et al.* Microflora-associated characteristics in faeces from allergic and nonallergic infants. *Clinical Exp Allergy.* 2000; 30(11): 1590-1596.
- Nylund L. *et al.* Severity of atopic disease inversely correlates with intestinal microbiota diversity and butyrate-producing bacteria. *Allergy.* 2015; 70(2): 241-244.
- The EFSA Journal. 2007;587:1-16.
- Niers L.E. *et al.* The effects of selected probiotic strains on the development of eczema [the PandA study]. *Allergy.* 2009;64(9):1349-1358.
- Niers L.E. Probiotic bacteria for prevention of atopic disease. Design and application. PhD thesis. November 2009.
- Gorissen *et al.* Preventive effects of selected probiotic strains on the development of asthma and allergic rhinitis in childhood. The Panda study. *Clin Exp Allergy.* 2014;44(11):1431-3.
- Rutten N.B.M.M. *et al.* Long Term Development of Gut Microbiota Composition in Atopic Children: Impact of Probiotics. *PLoS ONE.* 2015;10(9): e01376812015.
- Kim H.K. *et al.* Probiotic supplementation influences faecal short chain fatty acids in infants at high risk for eczema. *Benef Microbes.* 2015; 6(6): 783-790.
- Hofmann H. Probiotics for indigestion in pregnancy and infant colic. *Gyneacology.* 26-11-2015.

Ecologic® PANDA publications

- Niers L.E. *et al.* Identification of strong interleukin-10 inducing lactic acid bacteria which down-regulate T helper type 2 cytokines. *Clin Exp Allergy.* 2005;35(11):1481-1489.
- Niers L.E. *et al.* Selection of probiotic bacteria for prevention of allergic diseases: immunomodulation of neonatal dendritic cells. *Clin Exp Immunol.* 2007;149(2):344-352.

This information is intended for business professionals only, not for consumers.

The formulations contained herein are concepts, not commercially available and not intended to diagnose, cure or prevent any diseases.